

Performance profile

Fittings for water and gas





Table of contents

Tapping fittings for water, gas, and waste water	4
Sleeve technology	6
Ground shut-off fittings	7
Installation sets and wall sleeves	8
FLEXORIPP water meter pits	9
Water meter systems	10
Connection fittings and tools	11
Standpipes	12
Accessories for standpipes and subsurface hydrants	13
NEXT fittings – Smart fittings solutions	14
EWE – thoroughly tried and tested!	15

Reliability and innovation
from a single source

EWE tapping system for ground installations

EWE tapping systems are the result of more than fifty years of experience in the design and production of tapping fittings and accessories. We offer you, our users, a tapping system of an exceptionally high technical standard that provides outstanding solutions to all problems in the pipe trench field. The EWE tapping system has been developed and perfected by experts over decades of use. Just some of the benefits of the EWE tapping system include lower costs through system purchase, optimum component fit accuracy, and a high system reliability.



Tapping fittings for water, gas and waste water

The EWE tapping system offers a wide variety of connection possibilities for the most diverse of pipe materials and designs.

Thanks to the flexible modular system, we can offer a wide range of models. This enables the quick and easy realisation of solutions that are tailored to your technical requirements.

The perfectly harmonised products can be easily combined and are supplied pre-assembled.




Tapping fittings for top tapping

- Model example: Tapping fittings for asbestos cement, cast iron, and steel pipes/multi-pressure tapping valve for PE pipes



Tapping fittings for side tapping



Connection pieces and clamps for PVC and PE pipes and for welding systems



Tapping fittings

EWE tapping fittings are available for all pipe types and sizes for tapping under pressure for gas, water, and waste water.

DVGW certification is a key feature of our fittings. Our customers have come to take simple, user-friendly tapping processes and standardised, purpose-designed, self-sealing tools for granted. The use of high-quality materials such as lead-free silicon brass makes our fittings particularly durable and gives them optimum protection against corrosion. The double O-ring seal between the connection piece and tapping valve enables the tapping valve to rotate through 45° on both sides.



Valve tapping fittings

- For top tapping, with operating shut-off, for external auxiliary shut-off
- For all pipe types
- Housing and upper section made from lead-free silicon brass



Ball valve tapping fittings

- For top tapping, with operating shut-off, with integrated auxiliary shut-off
- For all pipe types
- Housing and upper section made from lead-free silicon brass



Ball tapping fittings

- For top tapping, without operating shut-off, with integrated auxiliary shut-off
- For all pipe types
- Housing and upper section made from lead-free silicon brass



Ball cock and piston valve tapping fittings

- For side tapping, with operating and auxiliary shut-off
- For all pipe types
- Housing and upper section made from lead-free silicon brass



Multi pressure tapping valve (DAV)

- For top tapping, with operating shut-off
- Only for PE pipes, with integrated thread tapper made from A4 duplex stainless steel
- Fitting complete with compact PE 100 sheathing, internal housing made
- from lead-free silicon brass



Ceramic tapping fitting (KERA)

- Ceramic disc fitting for top tapping with operating and auxiliary shut-off using four ceramic discs
- For all pipe types
- Fibreglass-reinforced composite housing, stainless steel ceramic disc guide and control stem, lead-free silicon brass threaded connections



Waste water tapping fittings

- For side tapping, with operating and auxiliary shut-off
- For PVC, PE, and AC, cast iron, and steel pipe waste water pressure lines
- A4 stainless steel housing




Sleeve technology

EWE sleeve technology is available as an optional extra for our tapping fittings. All sleeves extend the shaft of the tapping fitting into the drill hole, thus preventing the rotation or displacement of fitted tapping fittings on the main pipe. In addition, in the case of metallic pipelines, they protect the drill hole from incrustation. Following successful tapping under pressure, the sleeves are fitted into the tapping fitting using a sleeve fitting device in a really easy second assembly step.



Drill hole sleeve

- For EWE tapping fittings
- Made from plastic, keeps the drill hole clear
- Prevents reduction of the drill hole through incrustation
- Easy to install under pressure with the special drill hole sleeve fitting device




PE sleeve

- For EWE tapping fittings
- Enables threaded tapping fittings used for PVC pipes to be used for PE pipes, too
- Tapered thread of sleeve cuts into drill hole of PE pipe
- Prevents PE pipe from "flowing away" from seal
- No welding required; installation can be carried out regardless of weather conditions
- Easy to install under pressure with the special drill hole sleeve fitting device



Drill hole sealing sleeve

- For EWE tapping fittings
- Provides a direct seal against the pipe wall in the drill hole, especially for cement-mortar-coated pipes but also for all other pipes
- Prevents reduction of drill holes through incrustation
- No need for time-consuming removal of outer layer and subsequent insulation of multilayer pipes
- No destruction of corrosion protection
- Easy to install under pressure with the special drill hole sealing sleeve fitting device



Ground shut-off fittings

EWE ground shut-off fittings are intended for installation in subsurface pipelines at a frost-free depth for water or gas distribution. The fittings consist of high-quality corrosion-resistant materials such as lead-free silicon brass and stainless steel. The EWE ground shut-off fittings are characterised by their robust, thick-walled construction. Depending on the model, they can be used for frost-free operation.



Garden hydrants

- For installation in gardens, parks, and camp sites
- For flushing end pipe trains
- For the connection of EWE garden standpipes
- Frost-proof (self-emptying)



Piston valves and shut-off ball cocks

- Section shut-off valves with various connection options
- Sleeve and tapping piston valves with threaded connections
- Housing and upper section made from lead-free silicon brass



Garden standpipes

- For EWE garden hydrants
- With or without water meter
- Available with one or two outlet valves
- Optionally with a non-return-flow valve or system separator



PE water branchers

- With angle valve or piston valve made from lead-free silicon brass
- Models can be combined in a variety of ways
- For 32 mm to 63 mm PE pipes
- PE T-piece and screwed connection made from polypropylene



Drinking water filling hydrant, DB (Deutsche Bahn) design

- Special fitting developed for Deutsche Bahn
- Filling hydrant for filling DB wagons
- Frost-proof (self-emptying)
- Can also be used to fill mobile facilities e.g. in ports



Blow-out valves for gas

- For the controlled venting of natural gas and air and for odourant measurement in the gas distribution network



Installation sets and wall sleeves

EWE installation sets are designed for subsurface installations for the actuation of tapping fittings and ground shut-off fittings. They offer key advantages such as accuracy of fit, impact resistance, and resistance to rotting. Because they can be adjusted steplessly, they offer top flexibility.

Installation sets

Non-adjustable installation set version

- Traditional installation set for subsurface fittings
- Painted steel wrench rod, plastic sleeve tube
- Different pipe cover depths available
- Sealing washer to prevent silting up of cavity from below

Adjustable telescopic installation set

- Top flexibility thanks to stepless adjustment
- Hot-dip-galvanised steel or stainless steel wrench rod
- Complete unit of wrench rod, sleeve tube, sealing washer, and grooved pin

Telescopic installation kit

- As for telescopic installation kit
- Sleeve tube and wrench rod can be quickly and easily extended thanks to modular principle
- All pipe cover depths can be realised

Wrench rod extension

- Suitable for EWE installation sets
- Eliminates need for earthwork, welding, and drilling



Wall sleeves

EWE wall sleeves ensure reliable sealing between the domestic water supply and sheath tube.

The wall sleeves consist of impact-resistant plastic and precision-fitting seals. The wall sleeves were designed with the needs of the installer in mind and are suitable for diverse uses for the domestic water supply.


Rolling ring wall sleeve with lining tube and rolling rings

Traditional water pipe wall sleeve

- Sealing with two rolling rings
- Reliable sealing even with subsidence

Wall sleeve system

- Suitable for traditional installation in brickwork and for casting techniques thanks to the flexible modular construction system
- Can be extended individually by fitting flexible hose to the end



FLEXORIPP water meter pits

The FLEXORIPP water meter pit is intended for installation in pipe trenches. The pits can be used for a variety of purposes, e.g. for domestic supply connections, connections for building sites, in parks or allotments, and at camp sites or in cemeteries. The compact dimensions of the FLEXORIPP water meter pit mean that it can be installed extremely easily in pipe trenches without time-consuming earth work. It is surface-waterproof, hygienic, and enables frost-free operation of the EWE water meter system and water meter itself. It is not necessary or possible to enter the FLEXORIPP water meter pit. The EWE water meter system is easy to remove, and the meter can be easily read, installed, and deinstalled.

FLEXORIPP water meter pit

- For 1" x 190 mm or 1 1/4" x 260 mm water meter as well as other different dimensions
- Frost-proof thanks to choice of pipe cover
- Lead-free water meter systems at height of connection line
- Available in various designs with ball cocks, angle seat valves, combined angle seat check valves, ball membrane non-return-flow valves, pressure regulators etc.
- Waterproof PE pit element, high stability and resilience thanks to full ribs
- Single-part design, available in six different sizes, pit pipe can be shortened flexibly from a cover depth of 1.00 m
- Adaptable load-bearing capacity through lid choice
- Also available with DIBt approval
- TELERIPP enables variable height adjustment of up to 250 mm



FLEX pit set

- For the installation of water meters in existing pits
- Available in different designs
- No need to enter the pit after installation



Garden water meter pit for summer lines

- For lines with a low pipe cover depth
- Enables safe operation of the EWE water meter system and water meter itself
- Not frost-proof



Special pit with ø 1000 mm

- Accessible pit made from plastic (PE-HD)
- Largest inner diameter of 1000 mm
- With integrated ladder made from PE-HD/GRP and stainless steel access aid
- Equipment in accordance with individual requirements, e.g. with Qn 10 water meter system or with multiple water meter systems



Pit hydrant

- For taking water directly from the FLEXORIPP water meter pit
- Frost-proof (self-emptying)
- With up to three outlet valves
- Sheath tube for all pipe cover depths of pit projecting 50 cm above the pit cover




Water meter systems

The EWE water meter systems are available in different designs in all dimensions for all common water meters. They are fitted with DVGW-certified ball shut-off fittings, angle seat valves, combined angle seat check valves, or ball membrane non-return-flow valves. Adjustable support arms enable flexible wall clearance. Thanks to the modular construction system, we can offer a wide range of models, and custom solutions can be realised quickly and easily.



Water meter systems

- Pre-assembled EWE water meter systems with minimal sealing points
- In different variants:
 - With ball shut-off fittings:
Without dead space, smooth travel
 - With angle seat valve:
Drive untouched by medium, thus without dead space, smooth operation
 - With combined angle seat check valve:
Drive untouched by medium, thus without dead space, smooth operation, Teflon-coated tappet reduces risk of deposits
 - With ball membrane non-return-flow valve:
Membrane-controlled non-return-flow valve
- Extensive range of sizes for water meter
3/4" x 80 mm to 2 1/2" x 270 mm can be delivered
- Brackets available in stainless steel, cast iron, or hot-dip-galvanised and blue coated, with adjustable support arms for flexible wall clearance
- Custom solutions thanks to modular construction principle




Ball membrane non-return-flow valves

- For drinking water
- Simple, low-maintenance, spring-free safety fitting in various housing shapes
- Membrane-controlled
- Works in any installation position with a high flow rate and low pressure loss
- Really robust and durable thanks to the use of high-quality materials



Connection fittings and tools

EWE connection fittings enable a system-compatible and simple transition from EWE fittings to the pipeline. The connection fittings are tailored to the EWE O-ring system and enable an installation without hemp tape or thread sealing tape. Our extensive range of tools is the ideal complement to our product portfolio. We can provide all of the tools required to enable the easy use, installation, and maintenance of fittings.



PE screwed connections

- For drinking water
- Clamping connectors for connection to PE pipes
- Made from silicon brass or polypropylene
- Rotating brass angle to enable flexible use



PE welded connections

- For drinking water or gas
- For all makes of welded sleeve
- Made from lead-free silicon brass



Angle welded sleeve, welded sleeve

- For drinking water and gas
- Made from lead-free silicon brass



Tools and wrenches

The extensive range of tools is the ideal complement to our product portfolio. We can provide all of the tools required to enable the easy use, installation, and maintenance of fittings.

Tapping tools for

EWE tapping fittings:

- An integrated part of the EWE tapping system for the tapping of all pipe types
- Simplify tapping under pressure without additional special tools
- Direct connection to the EWE tapping fittings for dry tapping without gas leakage



Wrenches, adapters etc.:

- Further tools for operating EWE fittings such as service wrenches, ratchets, adapters, drill bits, thawing devices, and so on finish off our extensive range of tools.



2K close-off foam

- Patented low-risk procedure for the separation of steel gas pipes



Standpipes

EWE standpipes are designed for constant, heavy-duty use at construction sites. These requirements are reflected in the robust and stable design of the various models. We ensure the long service life and durability of our standpipes by using high-quality materials that are suitable for conveying drinking water, such as stainless steel and brass. All EWE standpipes are equipped with safety features and comply with the requirements for the supply of drinking water from mobile plants. Aerators ensure that the standpipe and hydrant are emptied even when the valve is shut off. We can adapt our standpipes to meet your individual requirements.




Standpipes

- Available for subsurface DN 80 hydrants and for DN 50, DN 100 subsurface hydrants and the Württembergian pit system
- Optionally with a non-return-flow valve or BA system separator
- With or without water meter
- Standpipe upper sections (heads) and lower sections are also available as individual components



Standpipe for plastic water meter

- The special feature is the protective cage, which means that the plastic water meter is not subject to any external stresses and is floating - a robust use of the standpipe is thus still possible
- Easy counter replacement without dismantling the cage
- Available in many different versions



MODU standpipe

- In collaboration with Stadtwerke Neumünster
- Comprising multiple components that can be quickly changed for flushing and supply purposes: Standpipe lower section, flushing head (to which a flushing hose can be connected), and supply head
- Significantly quicker installation and deinstallation of flushing/supply pipe and fast change between flushing and supply head with modular standpipe using quick coupling
- Component changing above street cap means that no flushing water can flow back into the hydrant
- Reduction in material wear thanks to various attachment modules
- Preservation of sensitive components such as water meters and system separators due to thorough flushing
- Decrease in standpipe repair costs
- Quick and easy supply of hygienic drinking water for public events



Accessories for standpipes and subsurface hydrants

In addition to the delivery of mature series products, we are also able to offer our customers complex and individual solutions. We can easily implement special standpipes and fairground distributors.

An extensive selection of accessories and individual parts round off the standpipe program. The standpipe testing system also ensures that standpipes are handled in a germ-free, hygienically flawless manner and meets the requirements of DIN 2001-2 and the DVGW worksheet W 408.



Accessories for standpipes

- System separators for retrofitting - to protect drinking water systems from backflow
- Fine filters - to protect the standpipes and water meters from impurities and pollution
- Cones to clearly identify standpipes



Fire service system separator B-FW type EWE

- For connection to existing standpipes or overground hydrants for taking extinguishing water from the pipe network
- For protecting standpipes and overground hydrants from back pressure and the return/backflow of extinguishing water into the drinking water network



Accessories for overground and subsurface hydrants

- Our range of accessories for overground and subsurface hydrants includes the following:
- Water meters for overground hydrants - can be connected directly to the overground hydrants
- Deaerators for temporarily venting pipelines via an existing subsurface hydrant after a burst pipe, for example



Fairground distributor

- For connection to overground hydrants and for setting up a subdistribution system
- Designed for use at events and on construction sites
- Optionally with a non-return-flow valve or BA system separator
- Connection via GEKA coupling




Standpipe inspection system

- For checking standpipes and flushing them with disinfectant
- Consisting of tray, grid and pawl made from A4 stainless steel with electroless, flow-controlled metering pump and shut-off fittings for use with disinfectant or for inspection jobs



NEXT fittings – Smart faucet solutions

Digitization and intelligent functions are also playing an increasingly important role in water supply. We are treading this path with our NEXT valve solutions. Monitoring, controlling and managing the states and consumption data of remote or difficult-to-access fittings? No problem with the intelligent NEXT fitting solutions from EWE. From locating the fittings or monitoring meter readings, to information on temperature and pressure conditions, or water turbidity, to reminder functions - the built-in sensors/interfaces in our NEXT fittings enable efficient remote monitoring and management easily, securely and economically.



EWE – thoroughly tried and tested! Because we're a real team.

Our products are our passion. As a team consisting of both managers and employees, we prove that this isn't just a cliché. Quality and continuity form the basis for trusting teamwork. The dedication and skills of each individual allow us to look to the future with self-assurance. Our success is grounded in reliability and the honesty with which we treat our customers. This has made us into a leading supplier of high-quality fittings for the supply of gas and water and the disposal of waste water. And we're proud of it! We're also a 3rd-generation family company.



Production location: Germany

We produce our fittings for water and gas at our plant in Braunschweig. From design & development through production & quality control to sales & service, all of our processes are realised via one and the same site. This means that we can meet all requirements relating to safety, guidelines, permits, and quality checks at our site and from a single source.



Blue Responsibility
Sustainable Water Technology

Quality without compromise

DVGW certification and compliance with international guidelines are key when it comes to our fittings. All of our products are subjected to thorough checks and quality controls before being launched on the market. Our quality standards are based on a workforce trained to the highest standards, modern production facilities, and safety and environmental regulations. We use durable, robust materials such as dezincification-resistant brass and stainless steel. This allows us to ensure the quality and sustainability of our products. To protect the environment, we use innovative environmentally-friendly materials such as lead-free silicon brass.



Wilhelm Ewe GmbH & Co. KG

Volkmaroder Straße 19
38104 Braunschweig, Germany

Phone: +49 531 37005-0

Fax: +49 531 37005-55

info@ewe-armaturen.de

