

EWE ground shut-off and garden fittings

Your experts for the outdoors





Table of contents

EWE garden hydrant and standpipes 5


EWE FLEXORIPP water meter pits 6

EWE water meter pits 7

EWE ground shut-off fittings 8

Accessories 9

EWE – thoroughly tried and tested! 10



**Reliability and innovation
from a single source**


EWE ground shut-off and garden fittings

Our products are valued highly by professionals at utility companies and landscape gardening firms. This is because in addition to more than 70 years of experience, we are also motivated by a desire to develop top solutions for the future. When doing so, we draw upon tried-and-tested standards and invest in research and development at our company. This results in robust, durable fittings made from high-quality, corrosion-resistant materials. EWE ground shut-off and garden fittings are DVGW-certified, and we observe international guidelines during our production activities.



EWE garden hydrant and standpipes

The EWE garden hydrant and EWE garden standpipes have been tried and tested over many years. The garden hydrant and standpipes are ideal for use in gardens and parks as well as at caravan and camping sites. These fittings are also used successfully at regional and national garden shows. The individual components of the fittings are made from high-quality materials such as brass and stainless steel and guarantee a long-lasting, reliable function.



Garden hydrant

- Ideal for flushing main pipe end strands
- For the connection of EWE garden standpipes
- Frost-resistant thanks to self-draining
- Garden valve body made from dezincing-resistant brass, valve stem made from stainless steel
- Internal thread connection Rp 1" or 2", suitable for the EWE O-ring system
- Riser made from A4 stainless steel
- For 1 m, 1.25 m, 1.50 m, and 1.75 m cover depth or adjustable 1 m–1.50 m cover depth
- Fully mounted with installation set, riser, and guide washer



Garden standpipe

- For EWE garden hydrants
- With or without water meter
- A4 stainless steel
- Can be supplied with one or two outlet valves and GEKA coupling
- With a choice of non-return-flow valve or BA system separator
- With aerator for self-draining



Accessories for garden hydrant and garden standpipe

- Further accessories for EWE garden hydrants and EWE garden standpipes such as dry packings, street caps, keys, bases, and the EWE garden water box form part of our extensive delivery range.



EWE FLEXORIPP water meter pits

FLEXORIPP water meter pits are intended for installation in pipe trenches. They can be used in many ways, so as house connections, construction site water connections, in parks and allotments, at camping sites, and in cemeteries. Thanks to its compact size, the FLEXORIPP water meter pit is really easy to install in a pipe trench without extensive excavation work. It is surface-water-proof, hygienically clean, and allows for the frost-free operation of the EWE water meter system and water meter itself. It is not necessary or possible to enter the EWE water meter pit. The EWE water meter system is easy to pull out. The meter can be read and installed/removed easily.



FLEXORIPP water meter pit

- For 1" x 190 mm or 1 1/4" x 260 mm water meters
- Frost-proof thanks to choice of cover depth
- Lead-free water meter systems at the height of the connection line
- In diverse designs with ball cocks, Y-type valves, KSR valves, ball membrane non-return-flow valves, or pressure reducers etc.
- Pit body made from watertight PE with high stability and resilience thanks to full ribs
- One-part design, available in six different sizes, also with a pit pipe that can be flexibly shortened as of a PD of 1.00 m
- Adjustable load-bearing capacity through choice of lid
- Optionally with DIBt approval for structural works subject to regional building regulations (e.g. exhibition spaces)
- TELERIPP enables variable height adjustment up to 250 mm



Accessories for FLEXORIPP water meter pits


Insulating lid

- Not walkable
- Firmly connected to the hoisting cable
- Made from watertight EPP
- Additional pit cover required



FLEXORIPP cover hood, 200 kg

- Made from GCI
- For load-free installation situations (e.g. flowerbed, rock garden)
- Walkable to 200 kg
- Installation above ground level



FLEXORIPP pit cover A15, EN124

- Made from GCI
- Consisting of a frame, lid, and lid seal
- Surface-water-proof
- With position lugs and latching device
- For circulation areas (e.g. cyclists, pedestrians)
- Certified as per DIN EN 124




FLEXORIPP pit cover B125, EN124

- Made from GCI
- Consisting of a frame, lid, and lid seal
- Surface-water-proof
- With position lugs and latching device
- For circulation areas (e.g. car parks)
- Certified as per DIN EN 124



EWE water meter pits

Pit hydrants, special pits, and garden water meter pits round off our comprehensive water meter pit range. Thanks to its compact and robust design, the garden water meter pit is ideal for use in parks and allotments and at camping sites during high season.



Pit hydrant

- For taking water directly at the water meter pit
- E.g. for taking construction water
- Frost-resistant thanks to self-draining
- With one to three brass outlet valves and a GEKA coupling
- With a choice of non-return-flow valve or BA system separator
- Sheath tube protruding 50 cm above the pit lid for all pit cover depths



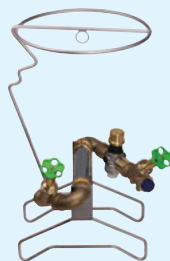
MEGARIPP 1000

- Accessible plastic (PE-HD) pit
- Largest internal diameter of 1,000 mm
- With integrated PE-HD/GRP ladder and stainless steel entry aid
- Equipment can be chosen in accordance with individual needs, e.g. with water meter system Q₃ 16 or with multiple water meter systems



FLEX pit set

- For the installation of water meters in existing pits
- Available in different designs
- No need to enter the pit following the installation



Garden water meter pit for summer lines

- With or without extraction point
- Smaller installation size than the EWE water meter pit, for lines with a smaller cover depth
- Enables safe operation of the EWE water meter system and water meter itself
- Not frost-proof
- For 1" x 190 mm and 3/4" x 110 mm water meters
- Use in circulation areas is permitted only for pedestrian traffic and cyclists.



EWE ground shut-off fittings

EWE ground shut-off fittings are characterised by their robust design. They are particularly suitable for use in house connection lines and supply networks at e.g. camping sites or on golf courses. Thanks to the adaptable modular construction system, the EWE section gate valves and tapping valves are easy to combine, providing an extensive range of installation and connection possibilities for water or gas.



Piston valves for water

- Piston valves with threaded connections or with a PE connection
- Made from lead-free silicon brass with a non-rising stainless steel stem and a soft-sealing EPDM piston
- Upper section with left-hand thread and bayonet locking
- Free, smooth passage



Shut-off ball valves

- Shut-off ball valves for water or gas
- With internal thread on both sides as a socket ball valve or with a PE connection as a section shut-off ball valve
- Housing made from lead-free silicon brass, shut-off ball with Teflon seal
- Operating square with double O-ring seal and "open-shut limitation"



PE branches for water

- With angle valve or piston valve made from lead-free silicon brass
- Designs can be combined in diverse ways
- For PE pipes from 32 to 63 mm
- PE T-piece and screwed connections made from polypropylene



Blow-out valves for gas

- For the controlled venting of natural gas or air and for odourant measurement in the gas distribution network
- Flexible design height thanks to adjustable telescopic installation set and PE pipe supplied in fixed length that can be adjusted to the desired length at the site of installation

Blow-out fitting with flanged or threaded outlet

- For tapping under pressure with a 1 1/2" EWE tapping fitting
- Suitable for all pipe types and dimensions

Blow-out fitting type +GF+ with flanged or threaded outlet

- For tapping under pressure with EWE DAV pressure tapping fitting
- Suitable for +GF+ ELGEF Plus connection clamps of all sizes



Accessories

We supply accessories that are perfectly tailored to our ground shut-off fittings. EWE installation sets are designed for subsurface installation for the operation of EWE ground shut-off fittings. Their key advantages are accuracy of fit, impact resistance, and resistance to rotting. EWE wall sleeves provide reliable sealing between the house connection line and the sheath tube. Connection fittings and transition pieces for ground shut-off fittings round off our range of accessories.



Installation sets

Installation set - non-adjustable version

- Traditional installation set for operating subsurface fittings
- Enamelled steel wrench rod, plastic sleeve tube
- Variable pipe cover depths available
- Sealing washer to prevent cavity from silting up from below

Telescopic installation set, adjustable

- Infinitely variable adjustment options for maximum flexibility
- Hot-dip galvanised steel or stainless steel wrench rod
- Complete unit of wrench rod, sleeve tube, sealing washer, and grooved pin

Telescopic installation kit

- As for the telescopic installation set
- Sleeve tube and wrench rod can be quickly and easily lengthened thanks to the modular construction system
- Any pipe cover depth can be realised

Wrench rod extension

- Suitable for EWE installation sets
- Eliminates the need for earthwork, welding, and drilling



Connection fittings

PE screwed connections

- For drinking water
- Clamping connectors for connection to PE pipes, made from silicon brass or polypropylene
- Rotating brass angle for flexible use

PE welded connections

- For drinking water and gas
- For all makes of welding socket, made from lead-free silicon brass

Angle welding socket, welding socket

- For drinking water and gas, made from lead-free silicon brass



Wall sleeves

Rolling-ring wall sleeve with lining tube and rolling rings

- Traditional water pipe wall sleeve
- Sealing provided by two rolling rings
 - Safe sealing even in the case of subsidence

Wall sleeve system

- Suitable for both traditional installation in brickwork and for casting techniques thanks to the flexible modular construction system
- Custom extensions possible using fitted flexible hose



EWE - thoroughly tried and tested! Because we're a team.



Our products are our passion. As a team consisting of both managers and employees, we prove that this isn't just a cliché. Quality and continuity form the basis for trusting teamwork. The dedication and skills of each individual allow us to look to the future with self-assurance. Our success is grounded in reliability and the honesty with which we treat our customers. This has made us into a leading supplier of high-quality fittings for the supply of gas and water and the disposal of waste water. And we're proud of it! We're also a 3rd-generation family company.



Blue Responsibility

Sustainable Water Technology



Production location: Germany

We produce our ground shut-off and garden fittings at our plant in Braunschweig. From design & development through production & quality control to sales & service, all of our processes are realised via one and the same site. This means that we can meet all requirements relating to safety, guidelines, permits, and quality checks at our site and from a single source.

Quality without compromise

DVGW certification and compliance with international guidelines are key when it comes to our fittings. All of our products are subjected to thorough checks and quality controls before being launched on the market. Our quality standards are based on a workforce trained to the highest standards, modern production facilities, and safety and environmental regulations. We use durable, robust materials such as dezincing-resistant brass and stainless steel. This allows us to ensure the quality and sustainability of our products. To protect the environment, we use innovative environmentally-friendly materials such as lead-free silicon brass.

Wilhelm Ewe GmbH & Co. KG

Volkmaroder Straße 19
38104 Braunschweig, Germany

Phone: +49 531 37005-0

Fax: +49 531 37005-55

info@ewe-armaturen.de

